



Instructor Report for Dalston Ward, FL2016.L.L32.363.01 - Quantitative Political Methodology

A&S Fall 2016 Course Evaluations

Project Audience 93

Responses Received 91

Response Ratio 97.85%

Report Comments

Welcome to your Instructor Report for WashU Course Evaluations. Below you will find response data from your specified Fall 2016 course section. Responses to personalized questions appear at the bottom of the report.

The intention of this report is to provide feedback, and also to prompt improvement in areas that may be lacking. This report is accessible to appropriate department level and school level users, as determined by your school. We appreciate your dedication to our learning community at Washington University.

If you have questions or concerns about your report, please contact evals@wustl.edu

Please Note: In order to protect student anonymity, fall and spring reports are not generated for sections with fewer than 4 respondents.

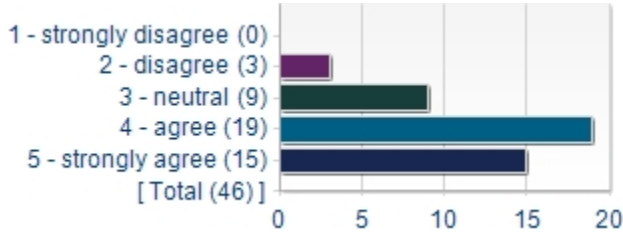
Creation Date Wed, Jan 31, 2018



TA Evaluation

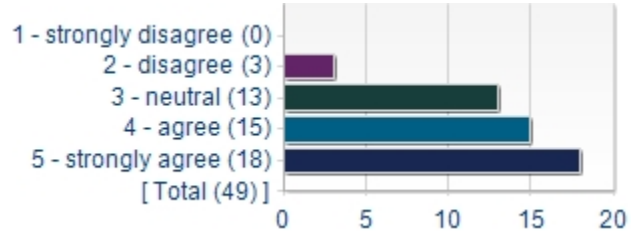
Instruction (Dalston Ward)

1. Material was presented clearly



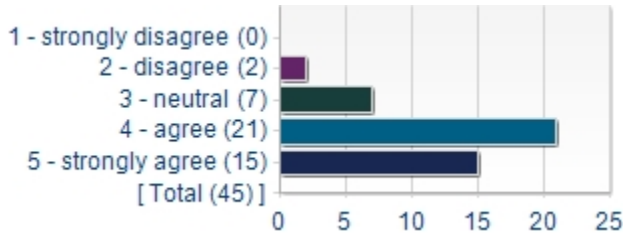
Statistics	Value
Mean	4.00
Median	4.00
Mode	4
Standard Deviation	0.89

2. Questions were answered clearly and concisely



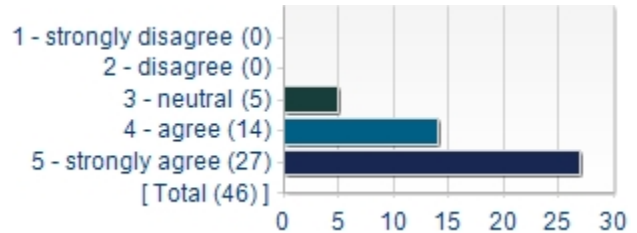
Statistics	Value
Mean	3.98
Median	4.00
Mode	5
Standard Deviation	0.95

3. Material was presented at an appropriate pace



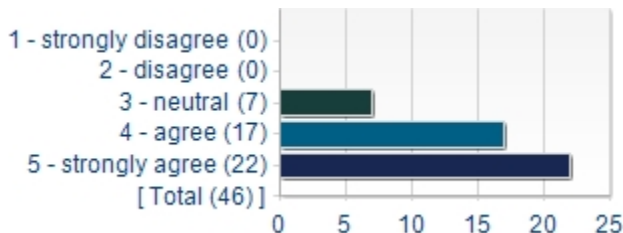
Statistics	Value
Mean	4.09
Median	4.00
Mode	4
Standard Deviation	0.82

4. The TA was well prepared for section



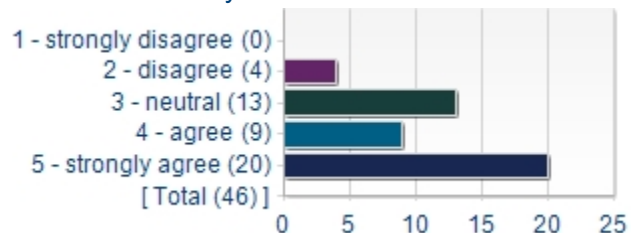
Statistics	Value
Mean	4.48
Median	5.00
Mode	5
Standard Deviation	0.69

5. The TA used time well



Statistics	Value
Mean	4.33
Median	4.00
Mode	5
Standard Deviation	0.73

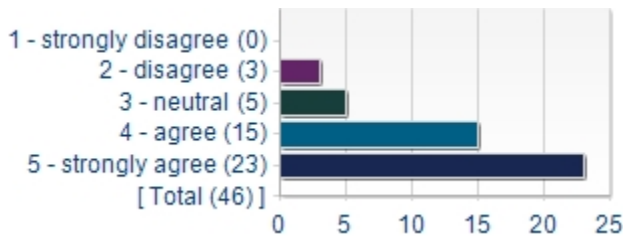
6. The TA effectively led the section



Statistics	Value
Mean	3.98
Median	4.00
Mode	5
Standard Deviation	1.04

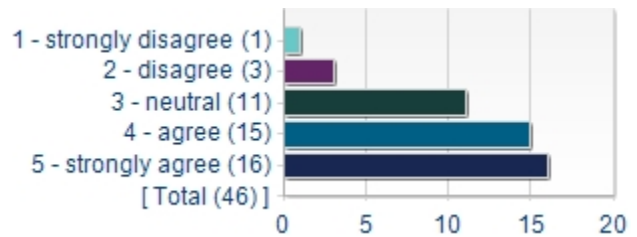
Instruction (Dalston Ward) (continued)

7. Topics were effectively related to the course lectures



Statistics	Value
Mean	4.26
Median	4.50
Mode	5
Standard Deviation	0.91

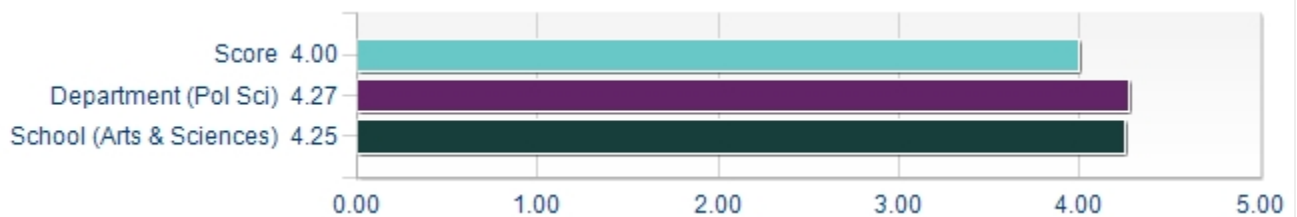
8. Communicated at a level appropriate for the class



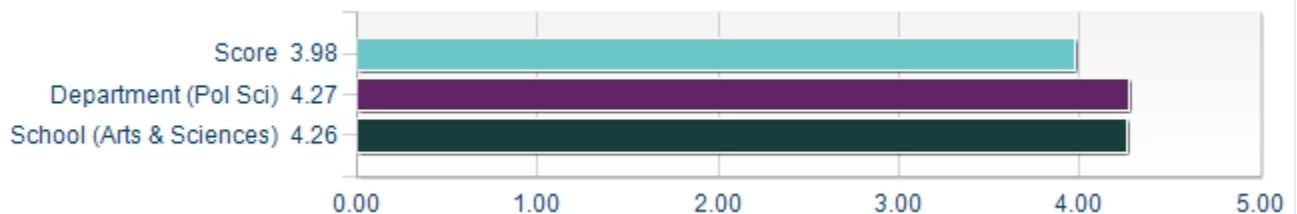
Statistics	Value
Mean	3.91
Median	4.00
Mode	5
Standard Deviation	1.03

Instruction - Comparison Detail

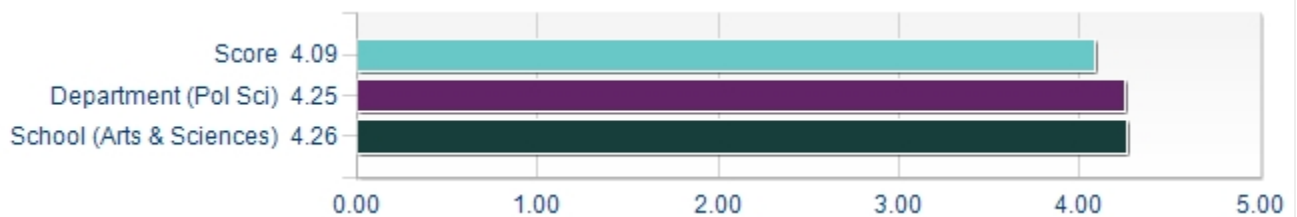
1. Material was presented clearly



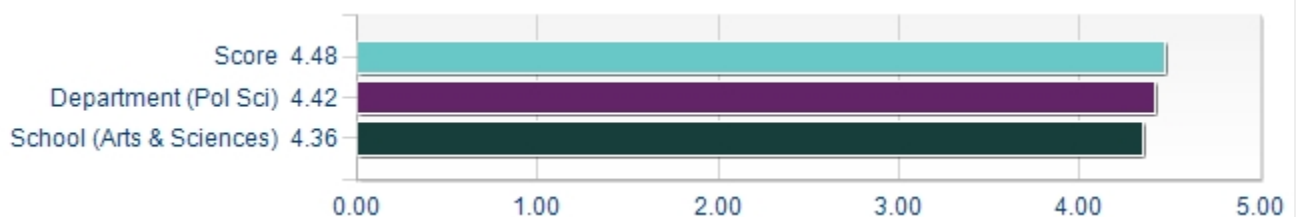
2. Questions were answered clearly and concisely



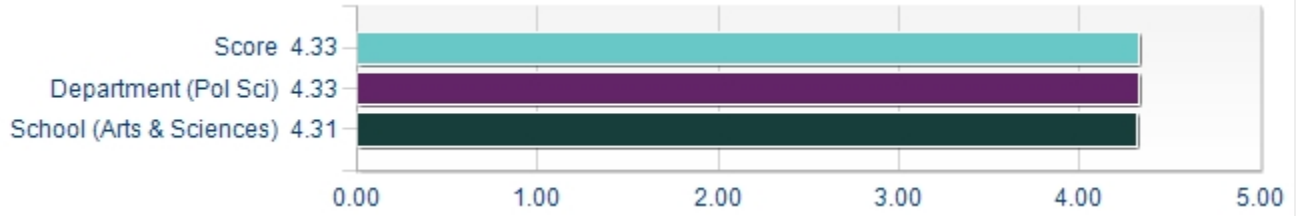
3. Material was presented at an appropriate pace



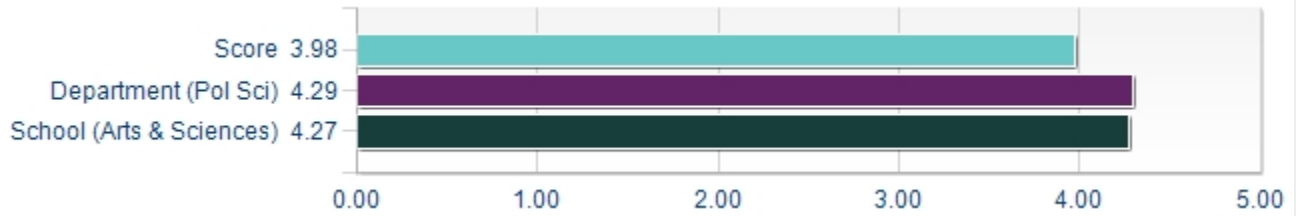
4. The TA was well prepared for section



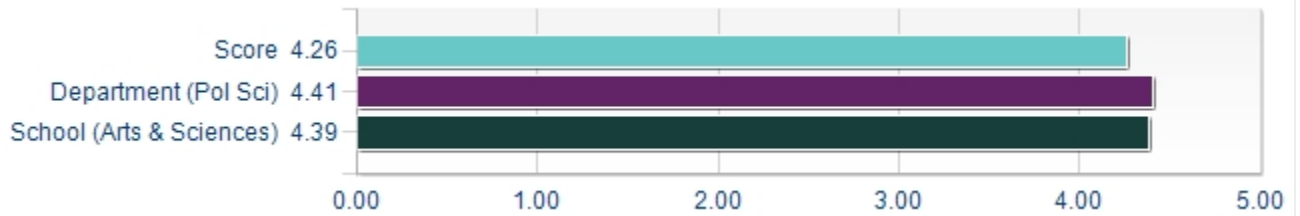
5. The TA used time well



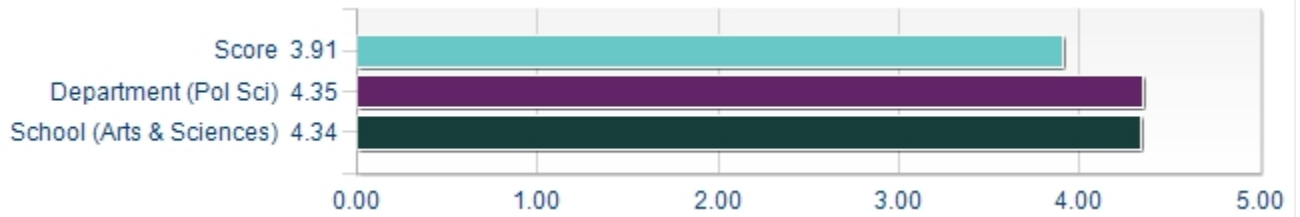
6. The TA effectively led the section



7. Topics were effectively related to the course lectures

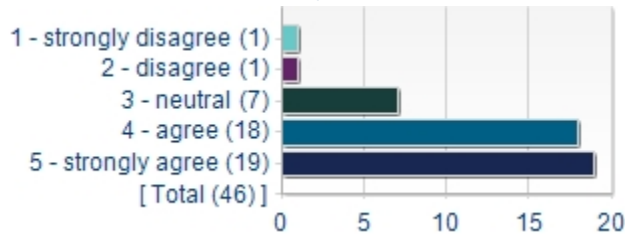


8. Communicated at a level appropriate for the class



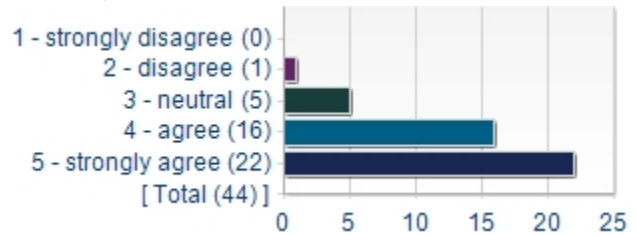
Interaction with Students (Dalston Ward)

1. Expectations were clearly explained



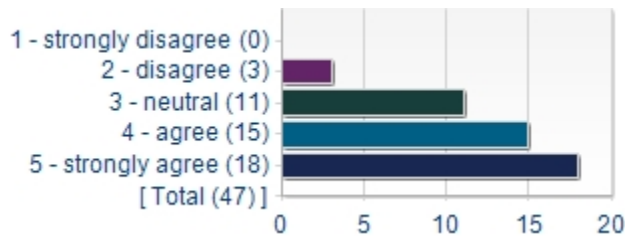
Statistics	Value
Mean	4.15
Median	4.00
Mode	5
Standard Deviation	0.92

2. Grading procedures were fair



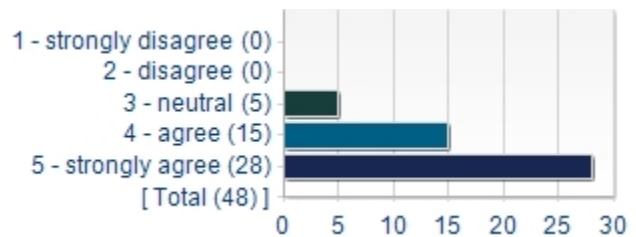
Statistics	Value
Mean	4.34
Median	4.50
Mode	5
Standard Deviation	0.78

3. TA was concerned for students



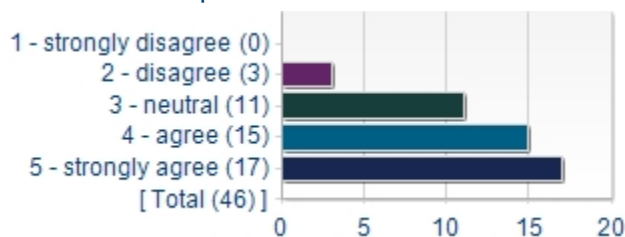
Statistics	Value
Mean	4.02
Median	4.00
Mode	5
Standard Deviation	0.94

4. TA was available for consultation outside of section



Statistics	Value
Mean	4.48
Median	5.00
Mode	5
Standard Deviation	0.68

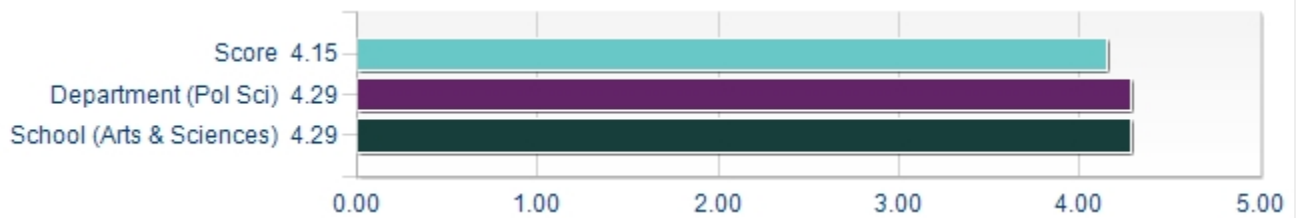
5. TA maintained positive environment in section



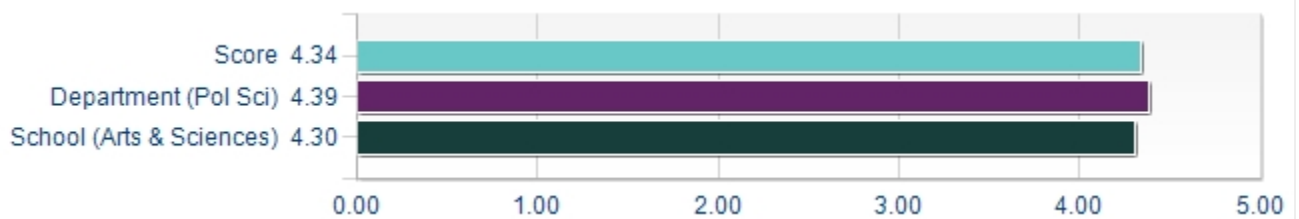
Statistics	Value
Mean	4.00
Median	4.00
Mode	5
Standard Deviation	0.94

Interaction with Students - Comparison Detail

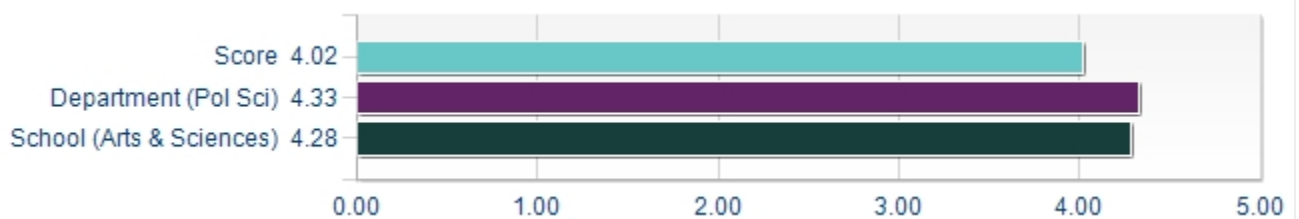
1. Expectations were clearly explained



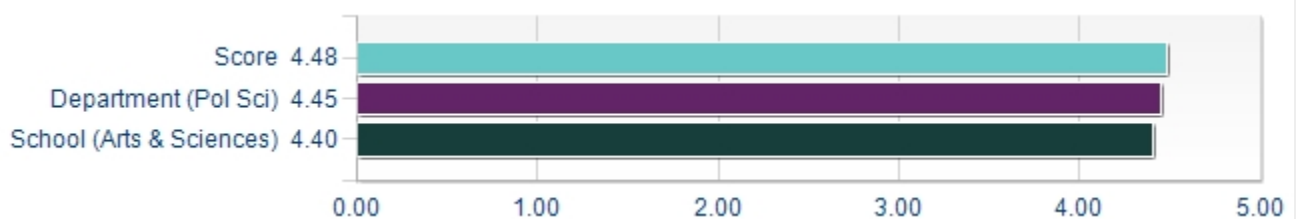
2. Grading procedures were fair



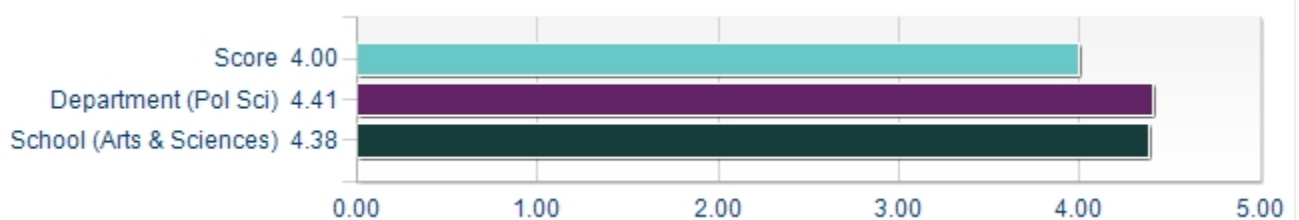
3. TA was concerned for students



4. TA was available for consultation outside of section



5. TA maintained positive environment in section



Please provide any additional feedback on Dalston Ward that was not covered by the previous questions.

Comments
I am in section 1, Dalston is awesome!
Kind of caught off guard when questions were asked and answers to questions that were slightly off track tended to be unclear.
He is very helpful throughout the TA course and try to give the right instruction how to solve the problems instead of giving the answer. It was little bit tough but very effective
I did not interact with Dalston.
Probably not a great way of phrasing this, but if you could try to be a bit friendlier towards students, it would make you more approachable and a more effective teacher!
Not my section TA, but I gave feedback in my evaluation of the class section.
*I answered all of these questions in a separate subsection eval. The main points were that Dalston was a great TA and was very available but the subsection was not exactly set up for him to succeed. A 50 minute class that requires instruction before doing the lab is just too short to accomplish anything. We never finished any labs or fully gained an understanding of how to use R but I think that if we had a longer class period, Dalston's subsection would've been very productive.
didn't interact with dalston
Dalston taught my lab section and although I didn't find his presentations of the lab slides especially engaging, he certainly made himself available to answer questions and help whenever necessary, and made himself available outside of class.
I think that Dalston has a very solid grasp on the material that he is presenting in class, which means that he is a wonderful resource in the classroom. I do think that his interactions with students could use some improvement. Adopting a friendlier and more welcoming countenance might help him share the information he has with students more effectively.
Dalston Ward was extremely proficient in both the topics covered in class and R. Nevertheless he was unable to communicate with students very well.
Dalston is the smartest TA with rich knowledge. Even though he did not talk a lot, but I know he is very nice person.
Dalston's office hours were particularly helpful!
Very friendly; When I had questions he was great at helping me understand material.
Did not have Dalston for subsection, but helped me during the final project outside of class.
Dalston had a hard time explaining certain concepts to students in section. He didn't seem to realize that many of us do not have a background in statistics, and thus have no internalized idea about how to do certain problems.
Dalston always seemed to be very knowledgable about the material and easily understood what I was talking about when I asked questions even though I often didn't know exactly what I was trying to ask. Sometimes he moved too quickly in lab. There were also several times when I would ask questions and he would provide little additional information. I think he was trying to help me arrive at the answer on my own but sometimes I needed a little more assistance that he seemed willing to give.
Dalston is so patient and understanding with even the most frustrated students (me). Was willing to stay even after his office hours to help students out. He deserves all the praise in the world for the work he put into this course.
Lab sessions were often painful. Dalston clearly had a strong grasp of the material that he was teaching, but his temperament was ill suited to a small classroom environment. His start-of-class lectures contained helpful information, but his individual interactions with students asking questions were painful. I am unsure if he was trying to give unhelpful answers to make students find information on their own or if he was uncomfortable in one-on-one interactions. Lab was not an enjoyable experience, although I was admittedly able to learn a fair amount.



Instructor Report for Dalston Ward, FL2016.L.L32.363.A - Quantitative Political Methodology

A&S Fall 2016 Course Evaluations

Project Audience 22

Responses Received 21

Response Ratio 95.45%

Report Comments

Welcome to your Instructor Report for WashU Course Evaluations. Below you will find response data from your specified Fall 2016 course section. Responses to personalized questions appear at the bottom of the report.

The intention of this report is to provide feedback, and also to prompt improvement in areas that may be lacking. This report is accessible to appropriate department level and school level users, as determined by your school. We appreciate your dedication to our learning community at Washington University.

If you have questions or concerns about your report, please contact evals@wustl.edu

Please Note: In order to protect student anonymity, fall and spring reports are not generated for sections with fewer than 4 respondents.

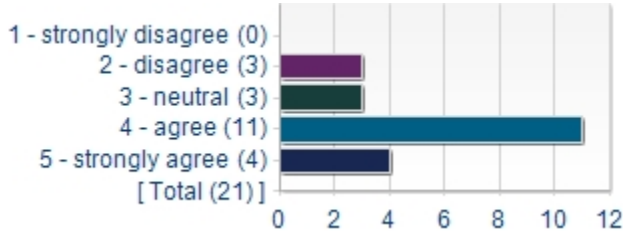
Creation Date Wed, Jan 31, 2018



TA Evaluation

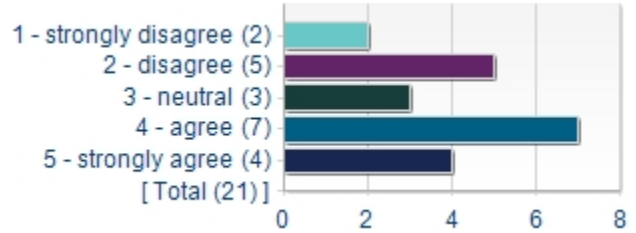
Instruction (Dalston Ward)

1. Material was presented clearly



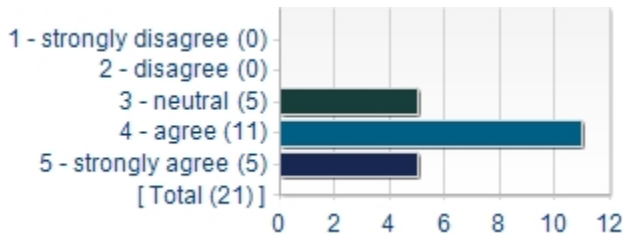
Statistics	Value
Mean	3.76
Median	4.00
Mode	4
Standard Deviation	0.94
Standard Error (base on PSD)	0.20

2. Questions were answered clearly and concisely



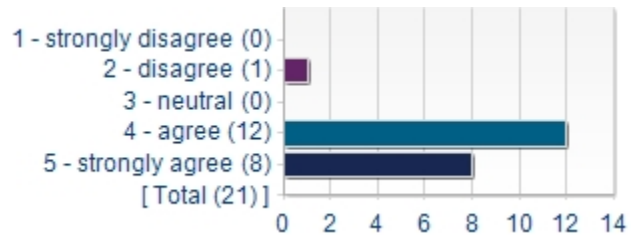
Statistics	Value
Mean	3.29
Median	4.00
Mode	4
Standard Deviation	1.31
Standard Error (base on PSD)	0.28

3. Material was presented at an appropriate pace



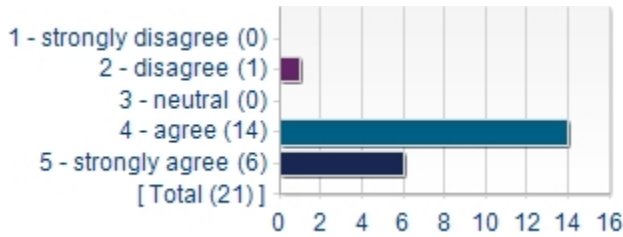
Statistics	Value
Mean	4.00
Median	4.00
Mode	4
Standard Deviation	0.71
Standard Error (base on PSD)	0.15

4. The TA was well prepared for section



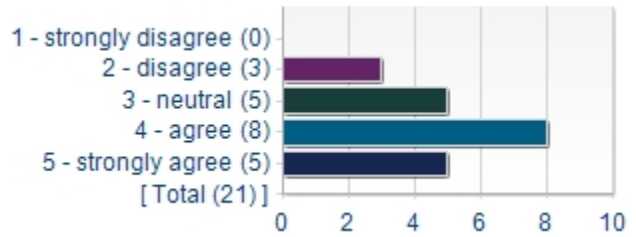
Statistics	Value
Mean	4.29
Median	4.00
Mode	4
Standard Deviation	0.72
Standard Error (base on PSD)	0.15

5. The TA used time well



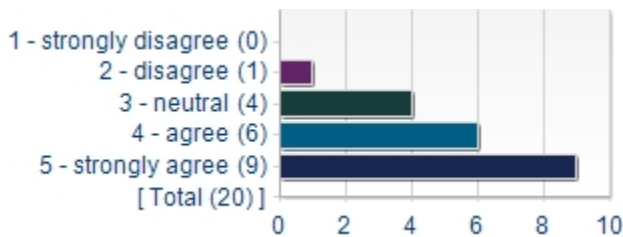
Statistics	Value
Mean	4.19
Median	4.00
Mode	4
Standard Deviation	0.68
Standard Error (base on PSD)	0.14

6. The TA effectively led the section



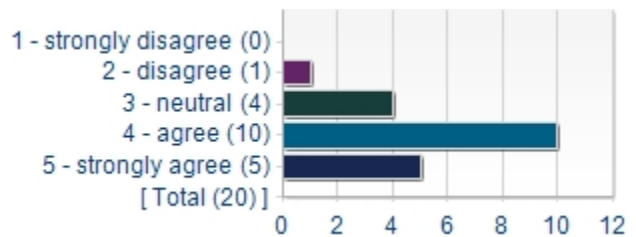
Statistics	Value
Mean	3.71
Median	4.00
Mode	4
Standard Deviation	1.01
Standard Error (base on PSD)	0.21

7. Topics were effectively related to the course lectures



Statistics	Value
Mean	4.15
Median	4.00
Mode	5
Standard Deviation	0.93
Standard Error (base on PSD)	0.20

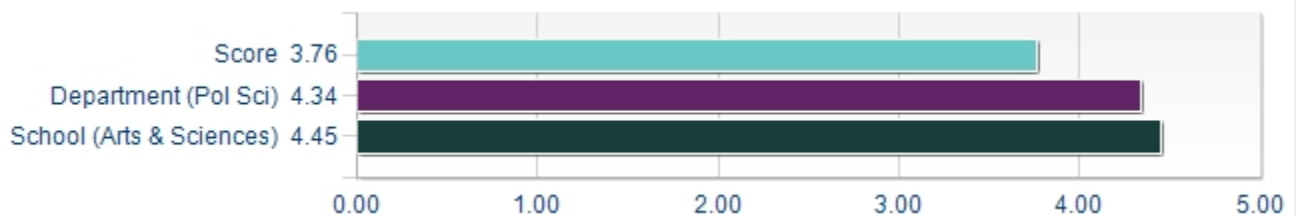
8. Communicated at a level appropriate for the class



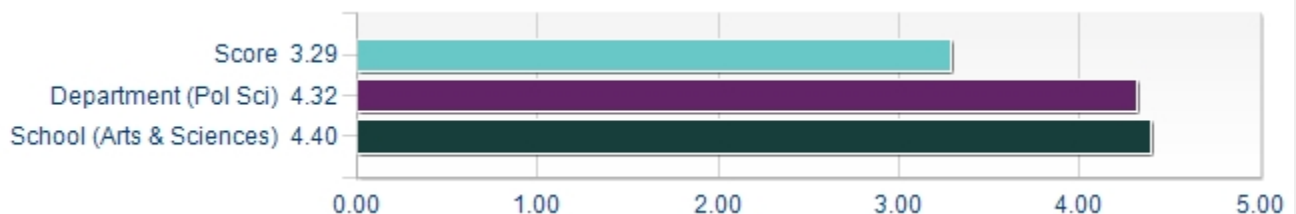
Statistics	Value
Mean	3.95
Median	4.00
Mode	4
Standard Deviation	0.83
Standard Error (base on PSD)	0.18

Instruction - Comparison Detail

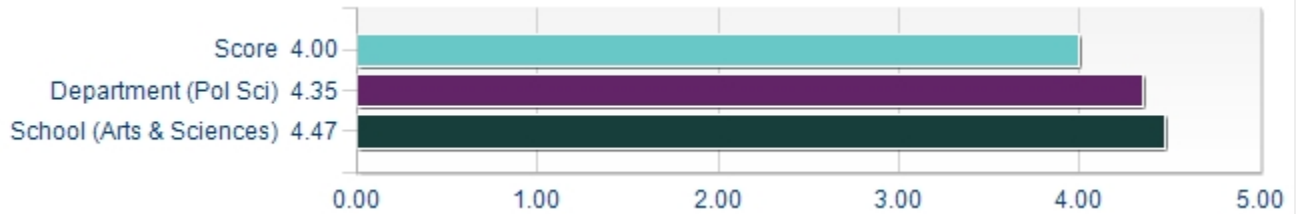
1. Material was presented clearly



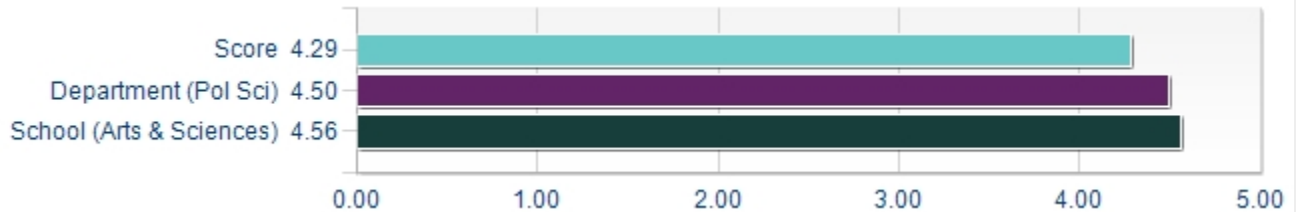
2. Questions were answered clearly and concisely



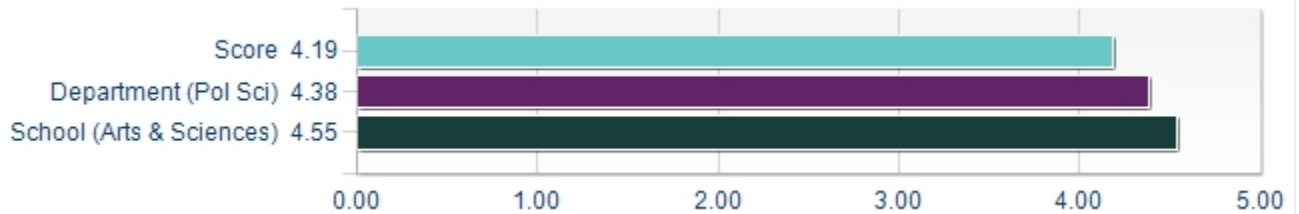
3. Material was presented at an appropriate pace



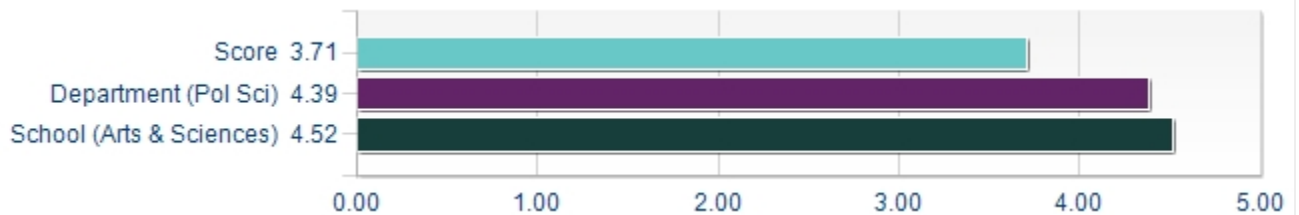
4. The TA was well prepared for section



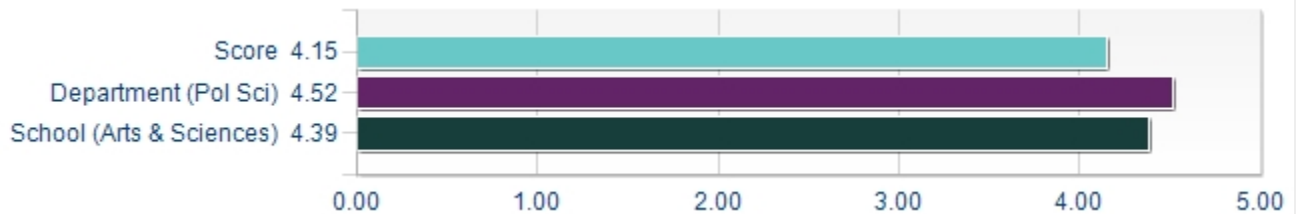
5. The TA used time well



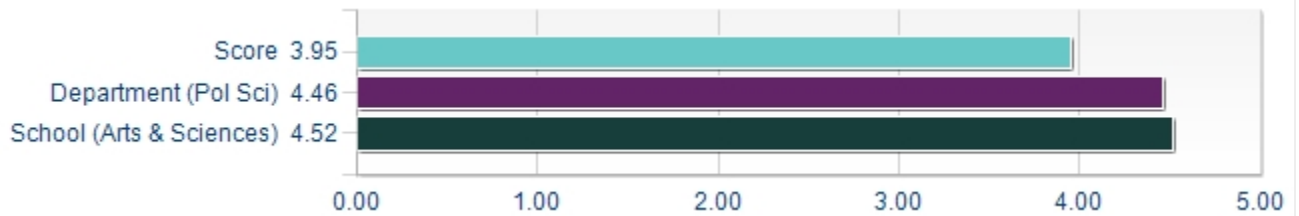
6. The TA effectively led the section



7. Topics were effectively related to the course lectures

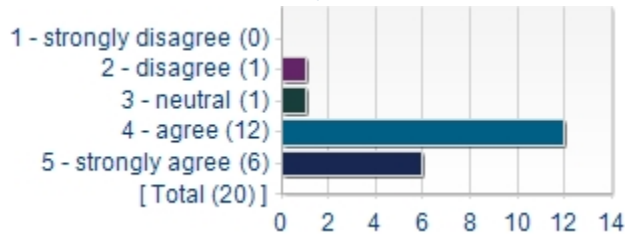


8. Communicated at a level appropriate for the class



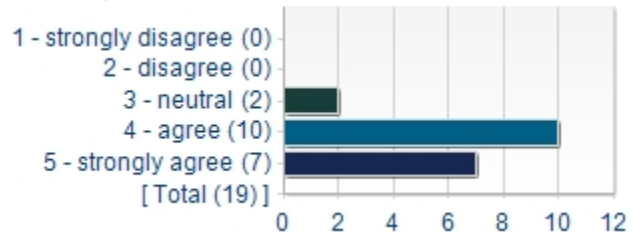
Interaction with Students (Dalston Ward)

1. Expectations were clearly explained



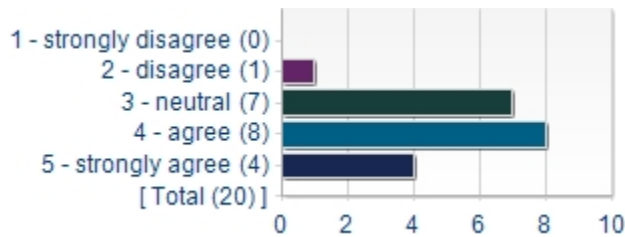
Statistics	Value
Mean	4.15
Median	4.00
Mode	4
Standard Deviation	0.75

2. Grading procedures were fair



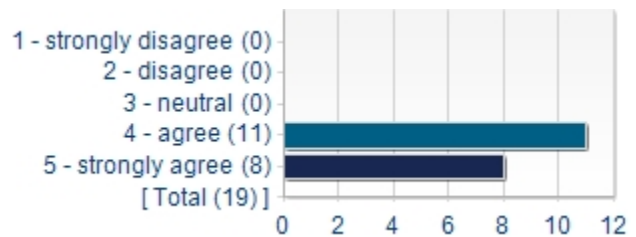
Statistics	Value
Mean	4.26
Median	4.00
Mode	4
Standard Deviation	0.65

3. TA was concerned for students



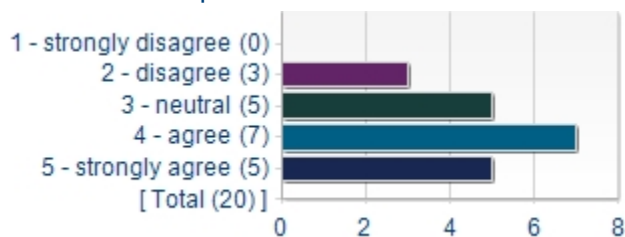
Statistics	Value
Mean	3.75
Median	4.00
Mode	4
Standard Deviation	0.85

4. TA was available for consultation outside of section



Statistics	Value
Mean	4.42
Median	4.00
Mode	4
Standard Deviation	0.51

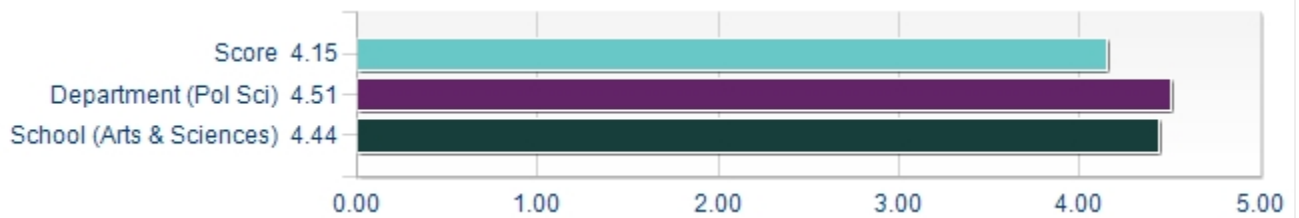
5. TA maintained positive environment in section



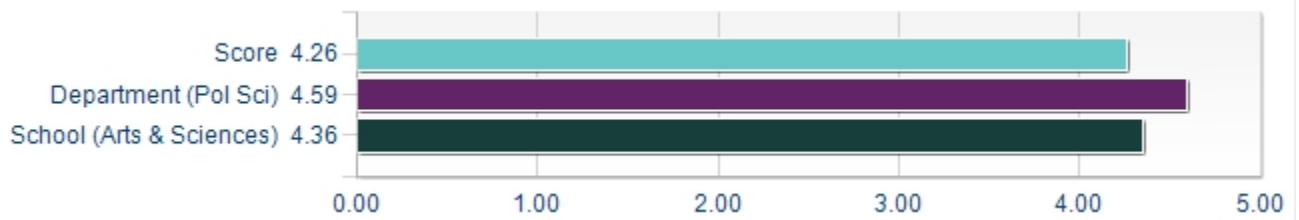
Statistics	Value
Mean	3.70
Median	4.00
Mode	4
Standard Deviation	1.03

Interaction with Students - Comparison Detail

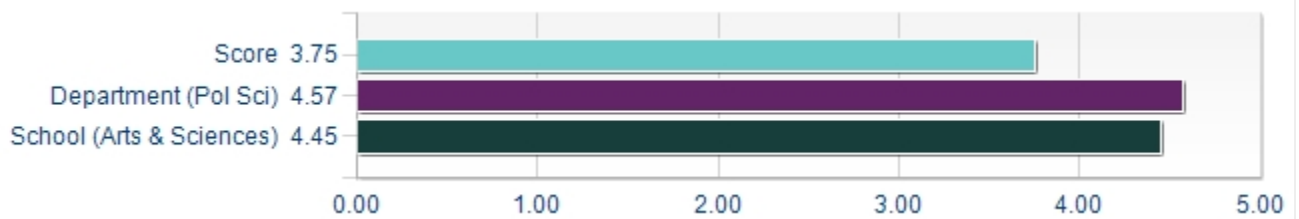
1. Expectations were clearly explained



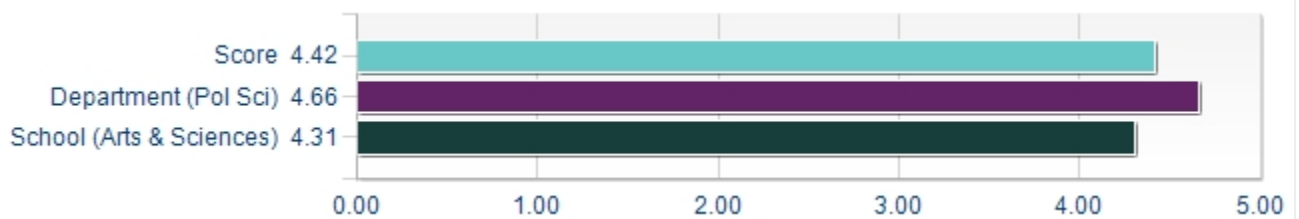
2. Grading procedures were fair



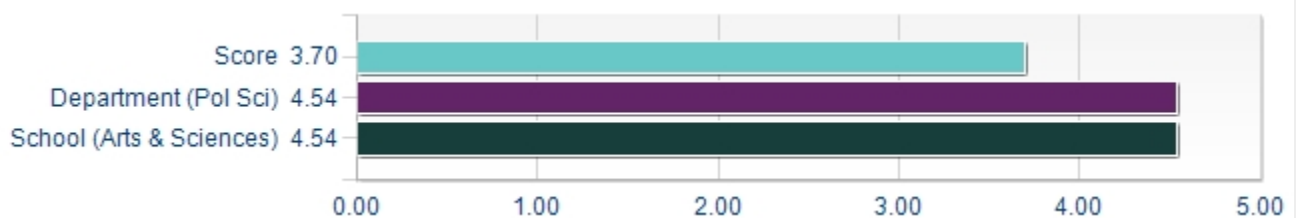
3. TA was concerned for students



4. TA was available for consultation outside of section



5. TA maintained positive environment in section



Please provide any additional feedback on **Dalston Ward** that was not covered by the previous questions.

Comments

Dalston did not explain topics clearly -- he doesnt seem to understand why certain students didnt understand. Was not concerned with the fact that many students do not have a strong background in statistics or coding.

One TA for 15-20 people in this setting was a little low. People can get caught up on one small R error and take up a lot of time, or need help but must wait until TA is done with someone else. More help in lab would help make things more efficient.

Dalston is awesome

Dalston taught my lab section, and although I didn't find his method of teaching especially engaging, he was willing and available to answer questions and did his best to be helpful.

I think that Dalston knows a tremendous amount about coding - it would have been beneficial if he was more open as a resource to his students in lab. I think that he means well, but interactions with him can be awkward and cryptic.

Could be friendlier

This is not necessarily a comment for Dalston as much as for the structure of the lab sections as a whole; because we always worked in groups, some group members never needed to learn how to use R because they could essentially copy others' code, which made the final project kind of difficult for everyone to contribute.

Dalston did not do a particularly strong job of commanding the subsection. His start-of-subsection lectures were helpful, but his ability to interaction with individual students was not great. I was impressed by the lecture that he gave to the entire QPM class the day that professor Montgomery was gone - his academic skill set seems to be best suited to a large-classroom setting.



Instructor Report for Dalston Ward, FL2016.L.L32.363.E - Quantitative Political Methodology

A&S Fall 2016 Course Evaluations

Project Audience 14

Responses Received 12

Response Ratio 85.71%

Report Comments

Welcome to your Instructor Report for WashU Course Evaluations. Below you will find response data from your specified Fall 2016 course section. Responses to personalized questions appear at the bottom of the report.

The intention of this report is to provide feedback, and also to prompt improvement in areas that may be lacking. This report is accessible to appropriate department level and school level users, as determined by your school. We appreciate your dedication to our learning community at Washington University.

If you have questions or concerns about your report, please contact evals@wustl.edu

Please Note: In order to protect student anonymity, fall and spring reports are not generated for sections with fewer than 4 respondents.

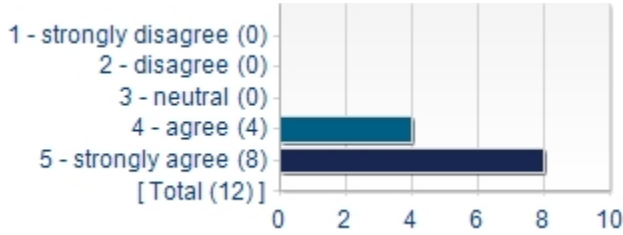
Creation Date Wed, Jan 31, 2018



TA Evaluation

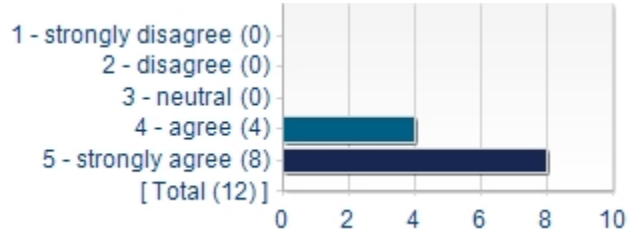
Instruction (Dalston Ward)

1. Material was presented clearly



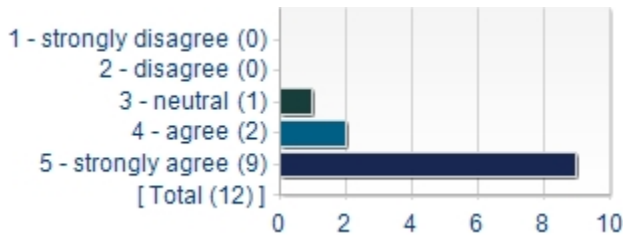
Statistics	Value
Mean	4.67
Median	5.00
Mode	5
Standard Deviation	0.49
Standard Error (base on PSD)	0.14

2. Questions were answered clearly and concisely



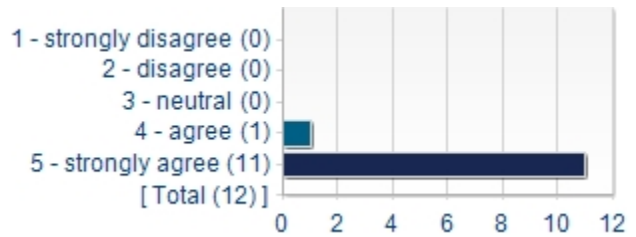
Statistics	Value
Mean	4.67
Median	5.00
Mode	5
Standard Deviation	0.49
Standard Error (base on PSD)	0.14

3. Material was presented at an appropriate pace



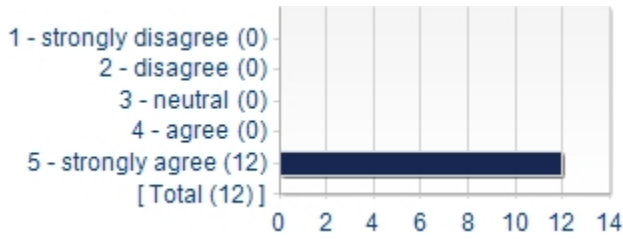
Statistics	Value
Mean	4.67
Median	5.00
Mode	5
Standard Deviation	0.65
Standard Error (base on PSD)	0.18

4. The TA was well prepared for section



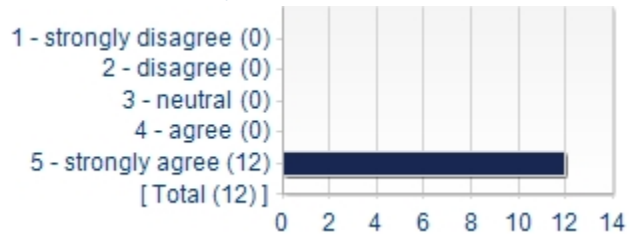
Statistics	Value
Mean	4.92
Median	5.00
Mode	5
Standard Deviation	0.29
Standard Error (base on PSD)	0.08

5. The TA used time well



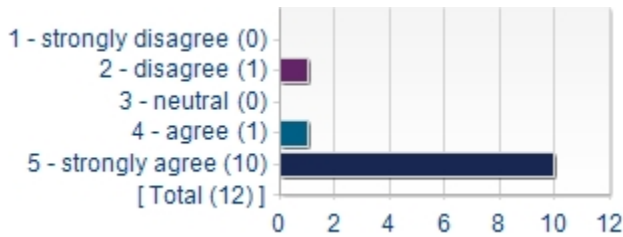
Statistics	Value
Mean	5.00
Median	5.00
Mode	5
Standard Deviation	0.00
Standard Error (base on PSD)	0.00

6. The TA effectively led the section



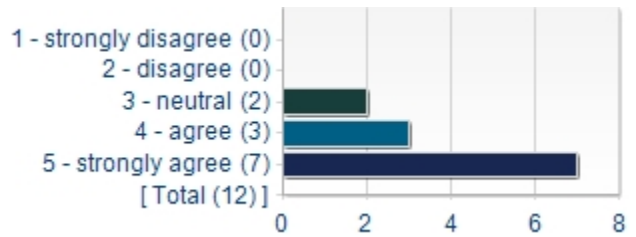
Statistics	Value
Mean	5.00
Median	5.00
Mode	5
Standard Deviation	0.00
Standard Error (base on PSD)	0.00

7. Topics were effectively related to the course lectures



Statistics	Value
Mean	4.67
Median	5.00
Mode	5
Standard Deviation	0.89
Standard Error (base on PSD)	0.25

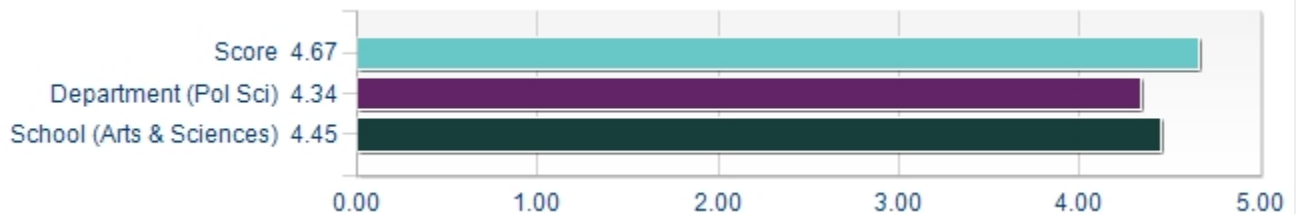
8. Communicated at a level appropriate for the class



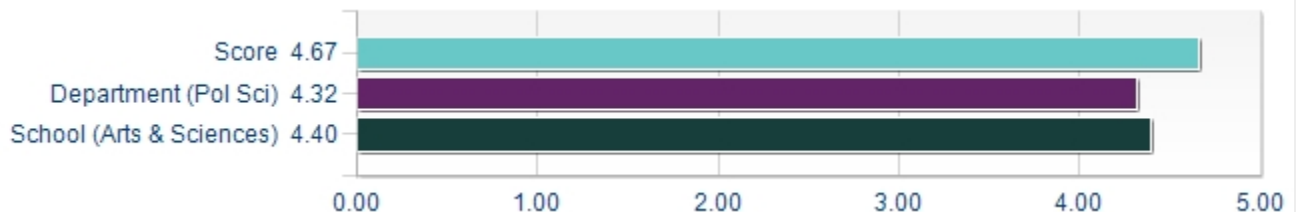
Statistics	Value
Mean	4.42
Median	5.00
Mode	5
Standard Deviation	0.79
Standard Error (base on PSD)	0.22

Instruction - Comparison Detail

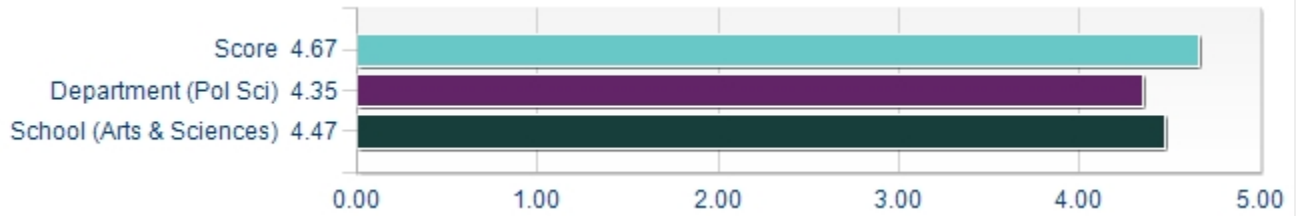
1. Material was presented clearly



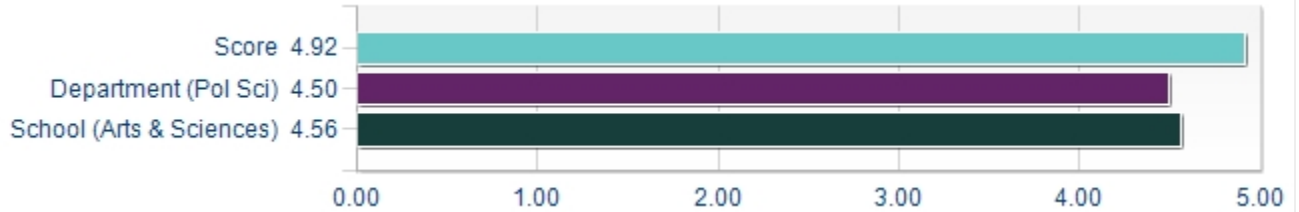
2. Questions were answered clearly and concisely



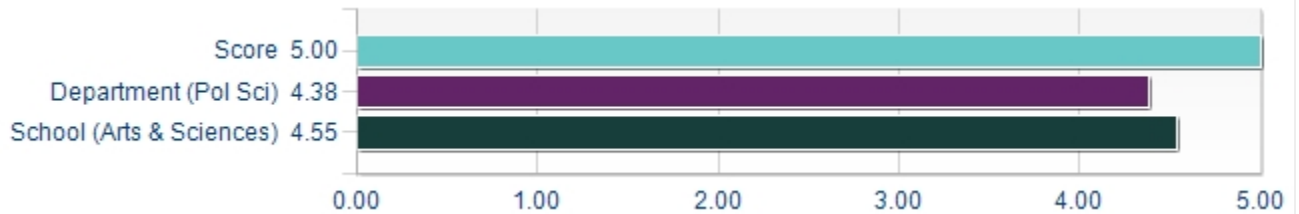
3. Material was presented at an appropriate pace



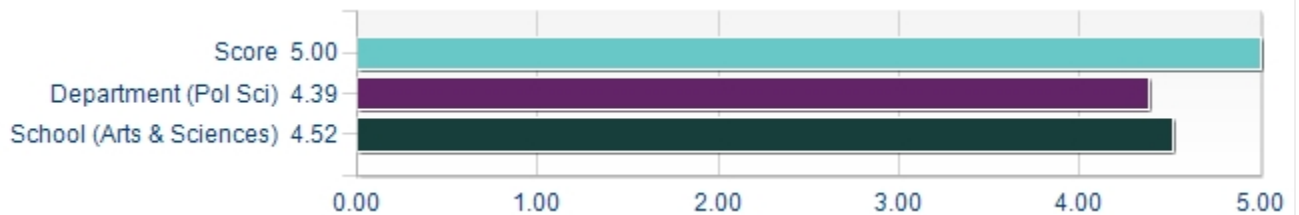
4. The TA was well prepared for section



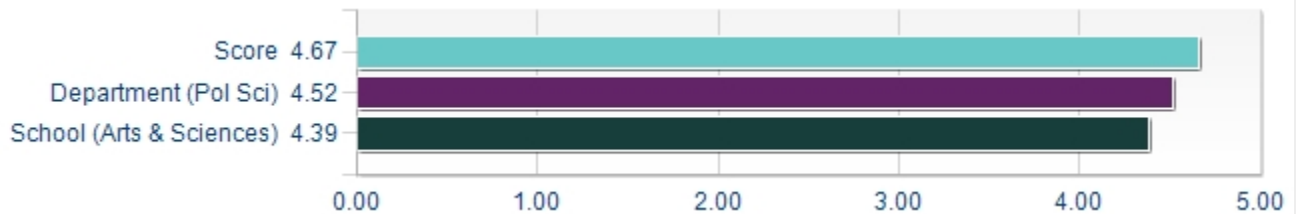
5. The TA used time well



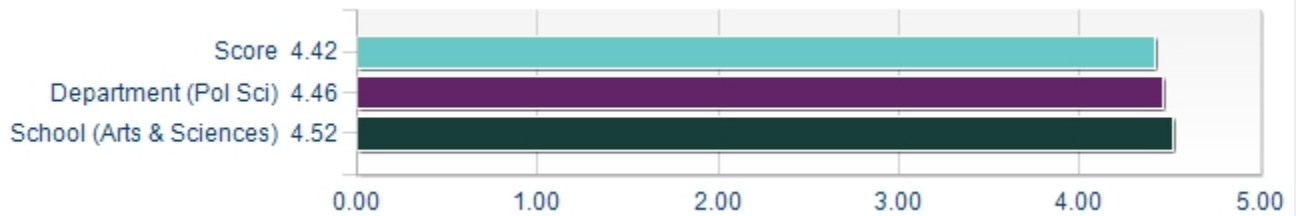
6. The TA effectively led the section



7. Topics were effectively related to the course lectures

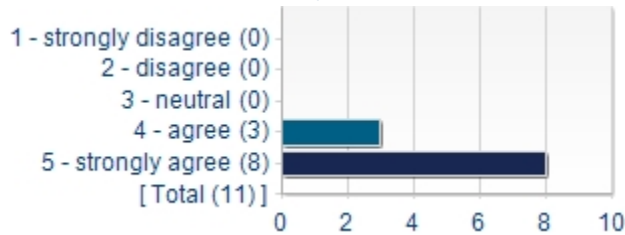


8. Communicated at a level appropriate for the class



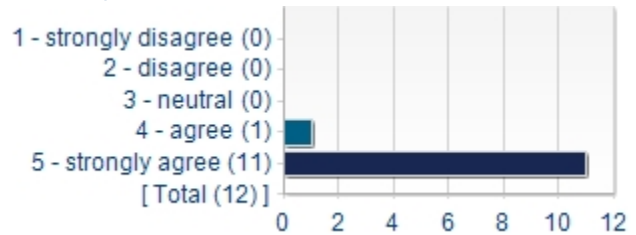
Interaction with Students (Dalston Ward)

1. Expectations were clearly explained



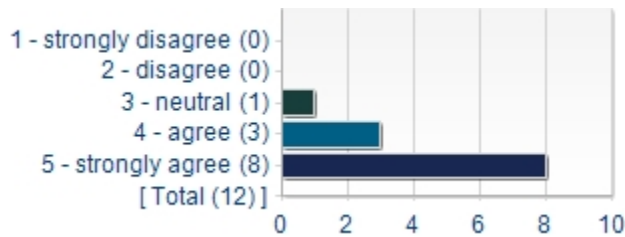
Statistics	Value
Mean	4.73
Median	5.00
Mode	5
Standard Deviation	0.47

2. Grading procedures were fair



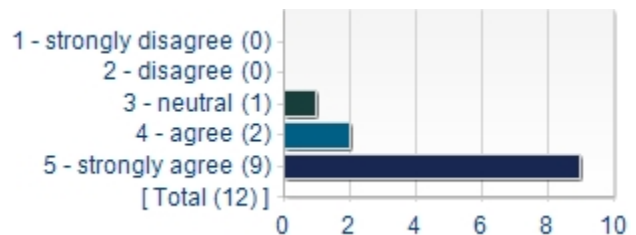
Statistics	Value
Mean	4.92
Median	5.00
Mode	5
Standard Deviation	0.29

3. TA was concerned for students



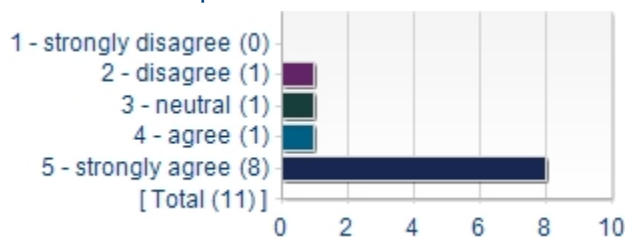
Statistics	Value
Mean	4.58
Median	5.00
Mode	5
Standard Deviation	0.67

4. TA was available for consultation outside of section



Statistics	Value
Mean	4.67
Median	5.00
Mode	5
Standard Deviation	0.65

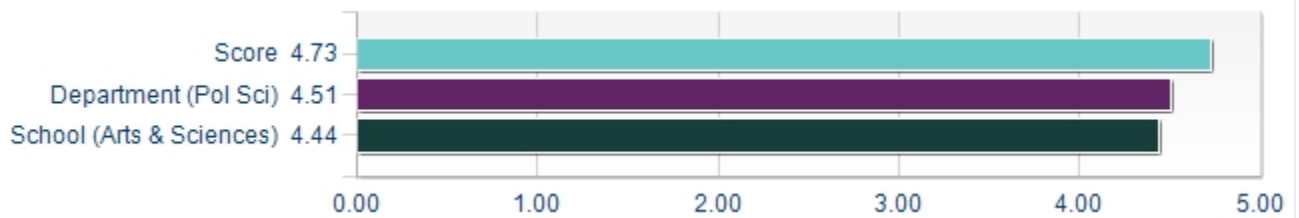
5. TA maintained positive environment in section



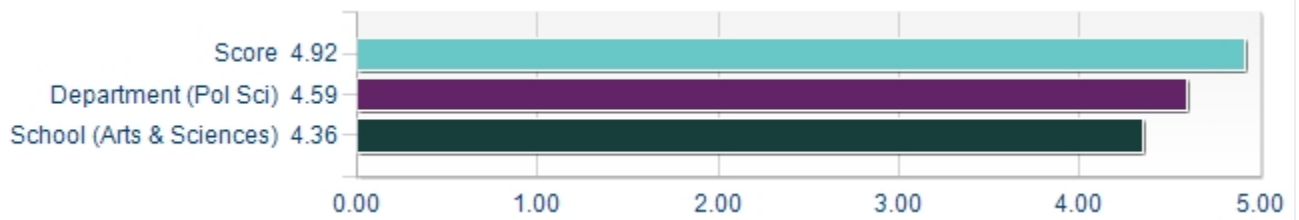
Statistics	Value
Mean	4.45
Median	5.00
Mode	5
Standard Deviation	1.04

Interaction with Students - Comparison Detail

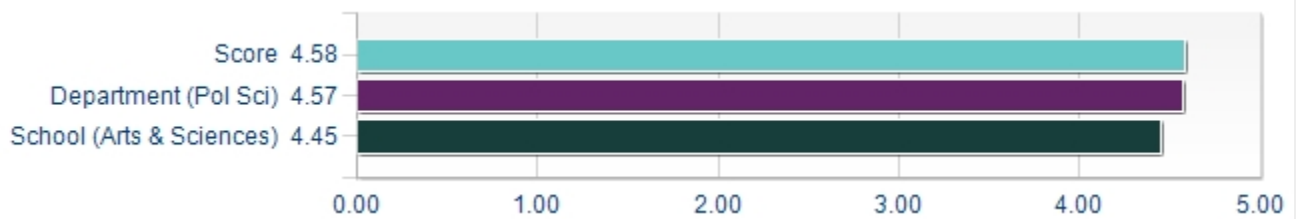
1. Expectations were clearly explained



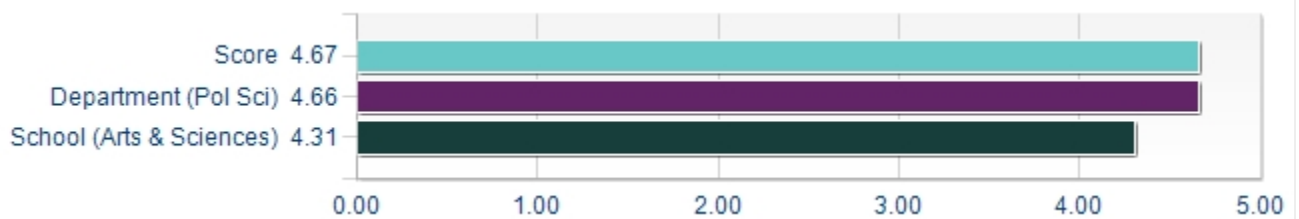
2. Grading procedures were fair



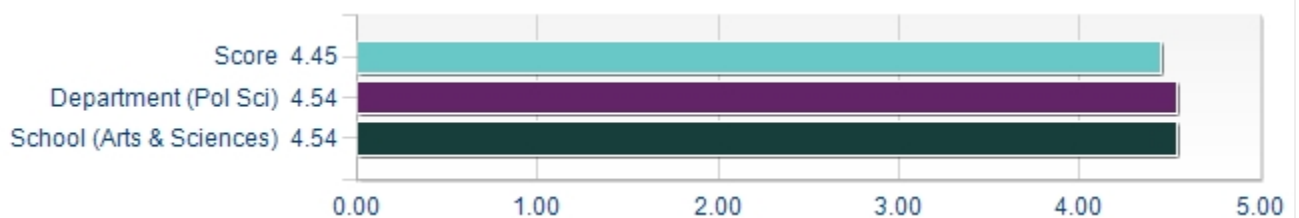
3. TA was concerned for students



4. TA was available for consultation outside of section



5. TA maintained positive environment in section



Please provide any additional feedback on **Dalston Ward** that was not covered by the previous questions.

Comments

He literarily gave us clear explanation on everything.

NA

Dalston was a very helpful TA and was always willing to help our group outside of the lab. The main reason that I put neutral for the pace and communicated level was because 50 minutes was too short to learn anything in lab. While Dalston tried to teach us, by the time we were done with the lecture we only had about 15 minutes to do the lab and the whole year we never completed a single lab. I think this class would be much better if it was 4 credits and we were given an adequate amount of time to actually learn how to use R. I still do not feel like I have a real grasp over even elementary R functions.

Dalston is the smartest TA! He is nice and responsible .